


An instruction about how to adjust the doors for JDE and SVO serie

1. take away the pin from bottom door hinge



2. find a tool (8mm)






3. unload the top decoration board





4. disconnect the wires from heating doors




5. disconnect the bracket on top & change the door




6. re-connect the doors' wires and connector






7. reconnect the doors' wire, red to red, black to white



8. complete re-connect the wires and connector



9.reload the top decoration

